

Bosch Greentherm

Efficient Water Heating Solutions

Introducing the Bosch Greentherm!

The most efficient models in our Therm line of gas tankless water heaters.

Models: C 1050 ES, C 950 ES



BOSCH

Invented for life



The Bosch Greentherm models are now equipped with an automated and fully modulating bypass for unsurpassed DHW temperature stability. All Greentherm models feature condensing technology for improved efficiency. By capturing the latent heat of the flue gases the efficiency of the water heater is boosted by approximately 10%.



Operating with an energy factor up to 0.94 the Greentherm models economically provide domestic hot water on demand. Our tankless water heaters are wall-mounted to save space and the technology only uses gas to heat the water when there is a demand. The Greentherm's innovative features ensure maximum performance to provide virtually endless hot water.

Features

- ▶ Improved energy factor by 2 points – EF up to 0.94
- ▶ Superior temperature stability achieved with the introduction of an active bypass
- ▶ Inlet water filter featuring easy external access is now standard
- ▶ New venting options! Concentric up-and-out for single boilers and two to four unit single pipe cascades

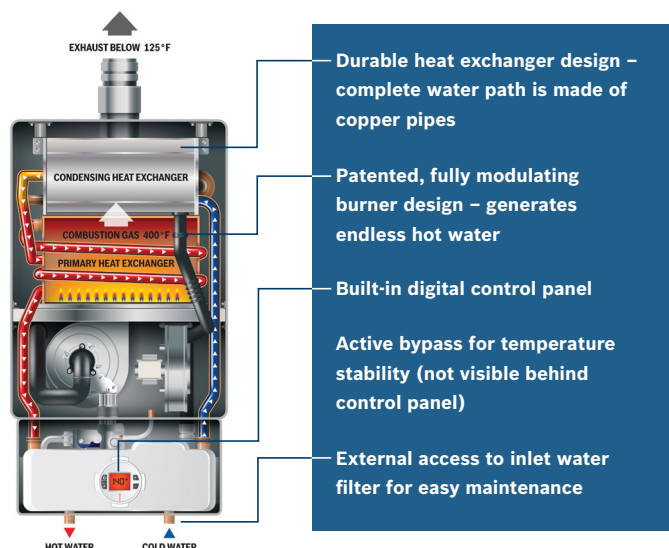


Bosch PRO Sizing App available from Google Play and iTunes store,



Bosch Greentherm

Efficient Water Heating Solutions



Technical Specifications	C 950ES	C 1050ES
Max Input BTU/Hr	175,000	199,000
Min Input	19,900	19,900
Energy Factor	0.93	0.94
Capacity @35°F GPM	9.2	10.5
Capacity @55°F GPM	5.9	6.7
Weight, lbs	74	88
Temperature Range, °F	100-140	
Activation Flow Rate, GPM	0.5	
Intelligent Cascading	Up to 24 units	
Installation Options	Indoor/Outdoor*	
Dimensions, Inches	17 7/8 x 30 1/2 x 11 1/4	
Water Connections	3/4" NPT	
Gas Connections	3/4" NPT	
Water Pressure, psi	30-150	
Min NG Pressure	3.5" WC	
Vent Max. Run, ft	63	
Low Nox 2012 Compliant	Yes	
Energy Star	Yes	
Altitude Tested, ft	8000	
Warranty [§]	Heat Exchanger 15 Years, Other Parts 5 Years, Labor 1 Year	

* Outdoor installation requires optional outdoor kit.

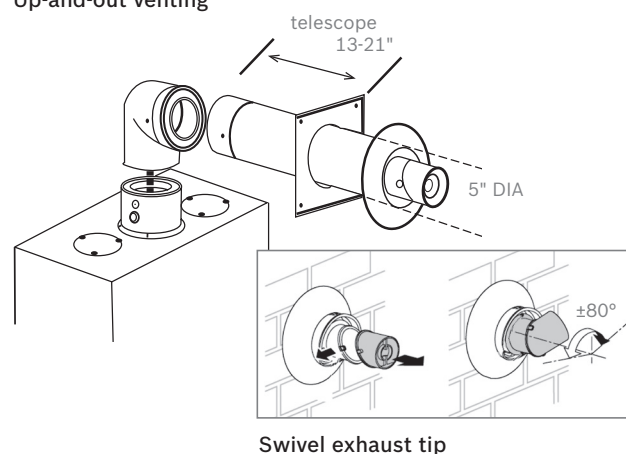
[§] For warranty details, see <http://www.bosch-climate.us/support-center/product-warranty.html>

NEW Venting Options

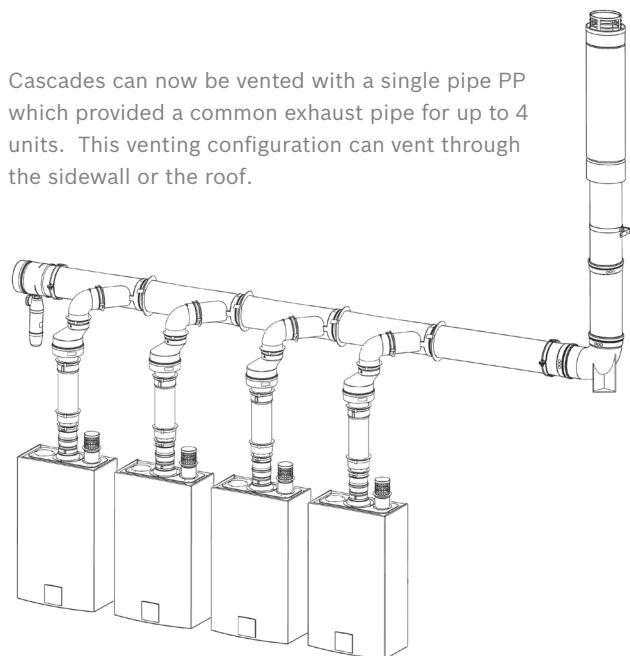
Bosch is introducing 2 new venting options for the Greentherm models.

Through the side wall venting is now quick and easy with the new up-and-out venting. This concentric vent requires only one five-inch wall penetration, and has a 5" telescopic termination with a swivel exhaust tip that adjusts 40° left or right for optimal flue gas directional flow.

Up-and-out venting



Cascades can now be vented with a single pipe PP which provided a common exhaust pipe for up to 4 units. This venting configuration can vent through the sidewall or the roof.



Bosch Thermotechnology Corp.

Londonderry, NH • Ft. Lauderdale, FL
 General Inquiries: 1-866-330-2725
 Technical Support: 1-866-330-2730
www.bosch-climate.us